


GETTING VACCINATED? HERE IS WHAT TO EXPECT

WHAT TO BRING DAY OF



ID and Insurance



Comfy clothing with loose sleeves



Moral Support

PROVIDING CONSENT



A vaccine consent form is a document that shows you understand the vaccine and agree to receive it. The form may ask you to fill out:

- Your name and contact information.
- The name of the vaccine you're getting.
- Space for someone (you or your guardian) to sign, saying "yes, I want this vaccine."



Some places may have you fill this out electronically before you go!

SCREENING QUESTIONS

Before your vaccine, you'll answer a few questions to make sure it's safe for you. Here are examples of what they might ask:

- Are you feeling sick today?
- Do you have any allergies?
- Have you ever had a reaction to a vaccine?
- Are you pregnant or breastfeeding?
- Are you taking any medicines that affect your immune system?
- Have you gotten a vaccine in the past month?



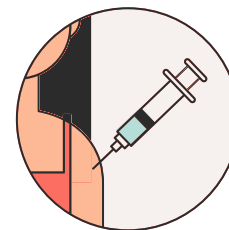
THE PROCESS



Choose an arm



Nurse cleans arm with cold, wet pad

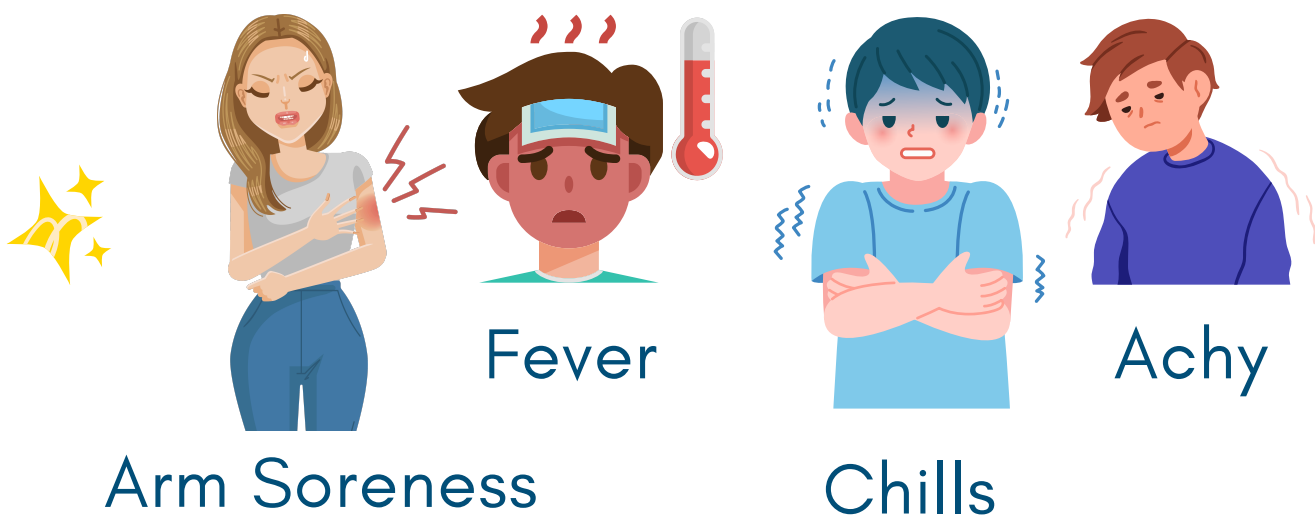


Small pinch from the shot



Band-Aid and done!

THE NEXT DAY YOU MIGHT FEEL



Arm Soreness

Fever

Chills

Achy

Your body is learning how to protect itself- you will get better in a day or two!

TIPS FOR FEELING BETTER AFTER YOUR VACCINE

- For a sore arm:
 - Apply a cool, damp cloth.
 - Keep your arm moving.
- For fever discomfort:
 - Drink plenty of fluids.
 - Wear comfy clothes.
- Talk to your doctor about using over-the-counter pain relievers, only AFTER receiving the vaccine.



LEARN MORE AT [SKSFCOLORADO.ORG/COMMUNITYIMMUNITY](https://www.skسفcolorado.org/communityimmunity)